

isc Silicon NPN Power Transistor

BU2520DX

DESCRIPTION

- High Switching Speed
- High Voltage
- Built-in Ddamper Ddiode

APPLICATIONS

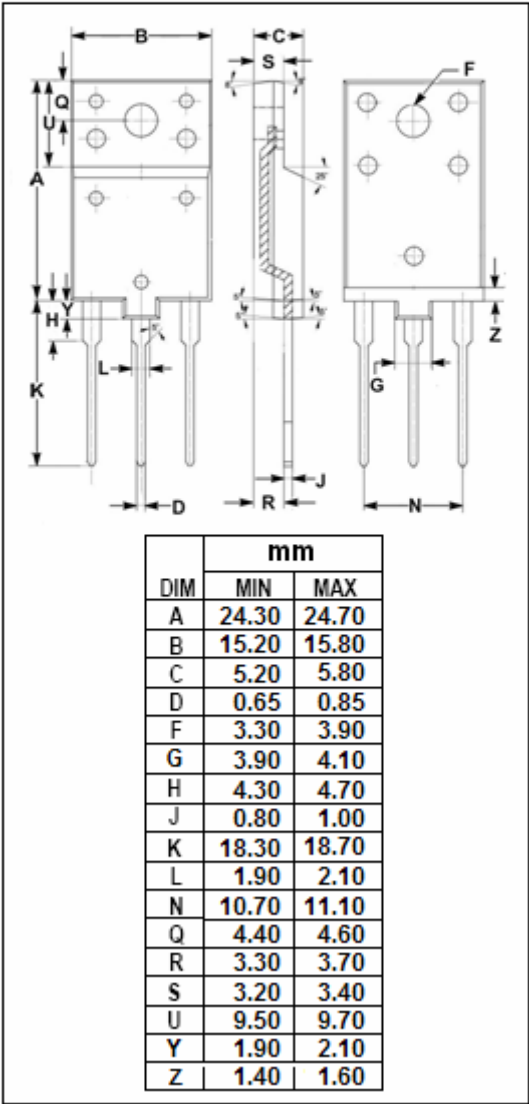
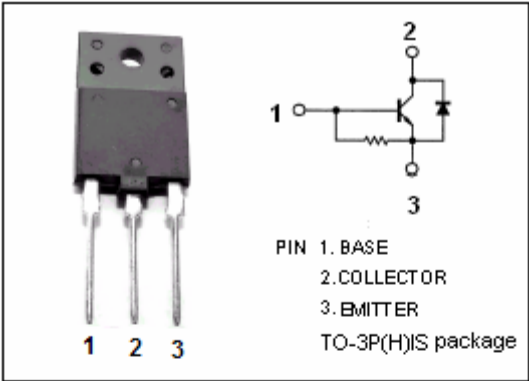
- For use in horizontal deflection circuits of large screen colour TV receivers

ABSOLUTE MAXIMUM RATINGS (T_a=25°C)

SYMBOL	PARAMETER	VALUE	UNIT
V _{CBO}	Collector-Base Voltage	1500	V
V _{CEO}	Collector-Emitter Voltage	800	V
V _{EBO}	Emitter-Base Voltage	7.5	V
I _C	Collector Current-Continuous	10	A
I _{CM}	Collector Current-peak	25	A
I _B	Base Current-Continuous	6	A
I _{BM}	Base Current-peak	9	A
P _C	Collector Power Dissipation @T _C =25°C	45	W
T _j	Junction Temperature	150	°C
T _{stg}	Storage Temperature Range	-55~150	°C

THERMAL CHARACTERISTICS

SYMBOL	PARAMETER	MAX	UNIT
R _{th j-c}	Thermal Resistance, Junction to Case	2.8	K/W



isc Silicon NPN Power Transistor

BU2520DX

ELECTRICAL CHARACTERISTICS

 $T_C=25^{\circ}\text{C}$ unless otherwise specified

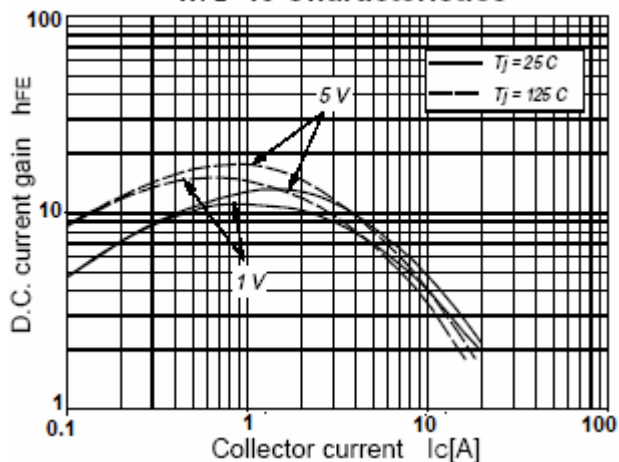
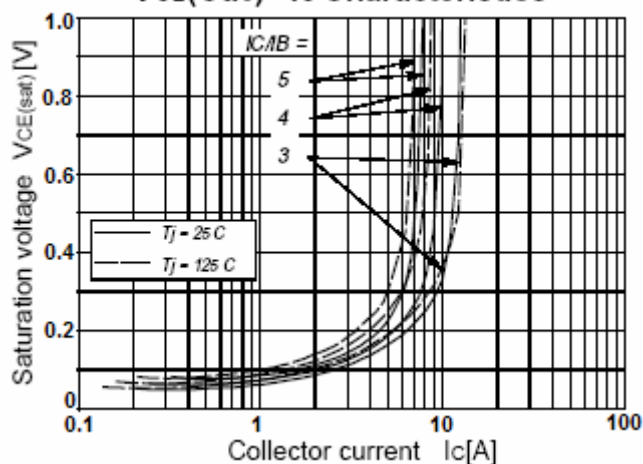
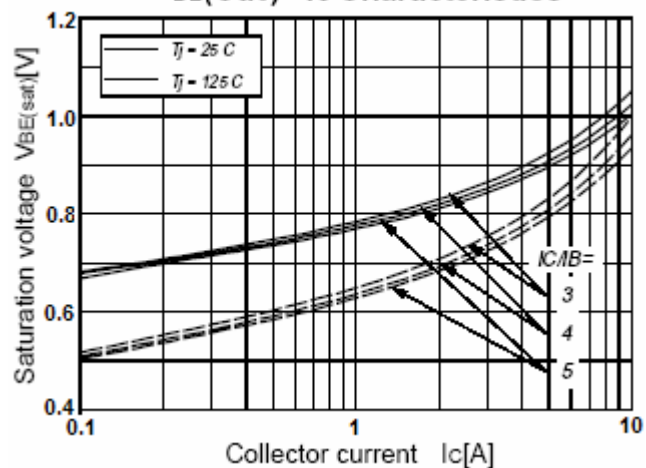
SYMBOL	PARAMETER	CONDITIONS	MIN	TYP.	MAX	UNIT
$V_{CEO(SUS)}$	Collector-Emitter Sustaining Voltage	$I_C=100\text{mA}$; $I_B=0$, $L=25\text{mH}$	800			V
$V_{(BR)EBO}$	Emitter-Base Breakdown Voltage	$I_E=600\text{mA}$; $I_C=0$	7.5	13.5		V
$V_{CE(sat)}$	Collector-Emitter Saturation Voltage	$I_C=6\text{A}$; $I_B=1.2\text{A}$			5.0	V
$V_{BE(sat)}$	Base-Emitter Saturation Voltage	$I_C=6\text{A}$; $I_B=1.2\text{A}$			1.1	V
I_{CES}	Collector Cutoff Current	$V_{CE}=BV_{CES}$; $V_{BE}=0$ $V_{CE}=BV_{CES}$; $V_{BE}=0$; $T_C=125^{\circ}\text{C}$			1.0 2.0	mA
I_{EBO}	Emitter Cutoff Current	$V_{EB}=7.5\text{V}$; $I_C=0$	100		300	mA
h_{FE-1}	DC Current Gain	$I_C=1\text{A}$; $V_{CE}=5\text{V}$		13		
h_{FE-2}	DC Current Gain	$I_C=6\text{A}$; $V_{CE}=5\text{V}$	5	7	9.5	
V_{ECF}	C-E Diode Forward Voltage	$I_F=6\text{A}$			2.2	V
C_{OB}	Output Capacitance	$I_E=0$; $V_{CB}=10\text{V}$; $f_{\text{test}}=1\text{MHz}$		115		pF

Switching times

t_{stg}	Storage Time	$I_C=6\text{A}$, $I_{B(\text{end})}=1.0\text{A}$; $L_B=5.3\mu\text{H}$ $-V_{BB}=4\text{V}$; $(-dI_B/dt=0.8\text{A}/\mu\text{s})$			5.5	μs
t_f	Fall Time				0.5	μs

isc Silicon NPN Power Transistor

BU2520DX

 h_{FE} – I_C Characteristics $V_{CE(sat)}$ – I_C Characteristics $V_{BE(sat)}$ – I_C Characteristics

Safe Operating Area

