

9097250 TOSHIBA (DISCRETE/OPTO)

56C 07541 07-33-07

**2SC2483**

SILICON NPN EPITAXIAL TYPE (PCT PROCESS)

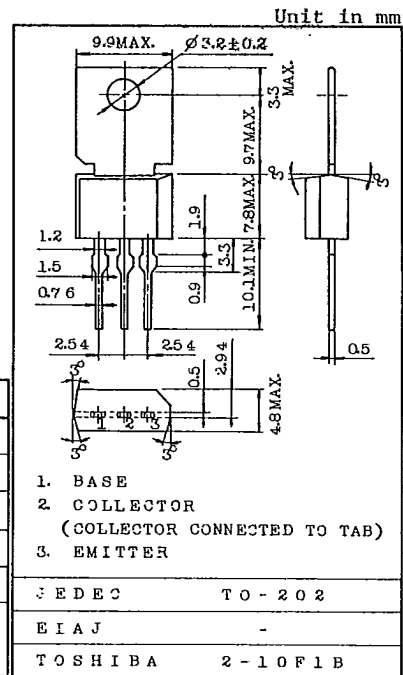
HIGH VOLTAGE GENERAL AMPLIFIER APPLICATIONS.  
COLOR TV CLASS B SOUND OUTPUT APPLICATIONS.

## FEATURES:

- Large Collector Current and Collector Power Dissipation Capability. ( $P_C=2.0W$  at  $T_a=25^\circ C$ )
- Complementary to 2SA1195

MAXIMUM RATINGS ( $T_a=25^\circ C$ )

CHARACTERISTIC		SYMBOL	RATING	UNIT
Collector-Base Voltage		$V_{CBO}$	160	V
Collector-Emitter Voltage		$V_{CEO}$	160	V
Emitter-Base Voltage		$V_{EBO}$	6	V
Collector Current		$I_C$	1.5	A
Base Current		$I_B$	0.5	A
Collector Power Dissipation	$T_a=25^\circ C$	$P_C$	2.0	W
	$T_c=25^\circ C$	$P_C$	15	
Junction Temperature		$T_j$	150	$^\circ C$
Storage Temperature Range		$T_{stg}$	-55~150	$^\circ C$



Weight : 1.4g

ELECTRICAL CHARACTERISTICS ( $T_a=25^\circ C$ )

CHARACTERISTIC	SYMBOL	TEST CONDITION	MIN.	TYP.	MAX.	UNIT
Collector Cut-off Current	$I_{CBO}$	$V_{CB}=150V, I_E=0$	-	-	1.0	$\mu A$
Emitter Cut-off Current	$I_{EBO}$	$V_{EB}=6V, I_C=0$	-	-	1.0	$\mu A$
DC Current Gain	$h_{FE(1)}$ (Note)	$V_{CE}=5V, I_C=200mA$	100	-	320	
	$h_{FE(2)}$	$V_{CE}=5V, I_C=500mA$	40	-	-	
Collector-Emitter Saturation Voltage	$V_{CE(sat)}$	$I_C=500mA, I_B=50mA$	-	-	1.0	V
Base-Emitter Voltage	$V_{BE}$	$V_{CE}=5V, I_C=5mA$	0.50	0.57	0.70	V
Transition Frequency	$f_T$	$V_{CE}=5V, I_C=200mA$	40	120	-	MHz
Collector Output Capacitance	$C_{ob}$	$V_{CB}=10V, I_E=0, f=1MHz$	-	-	20	pF

Note :  $h_{FE(1)}$  Classification 0 : 100~200, Y : 160~320

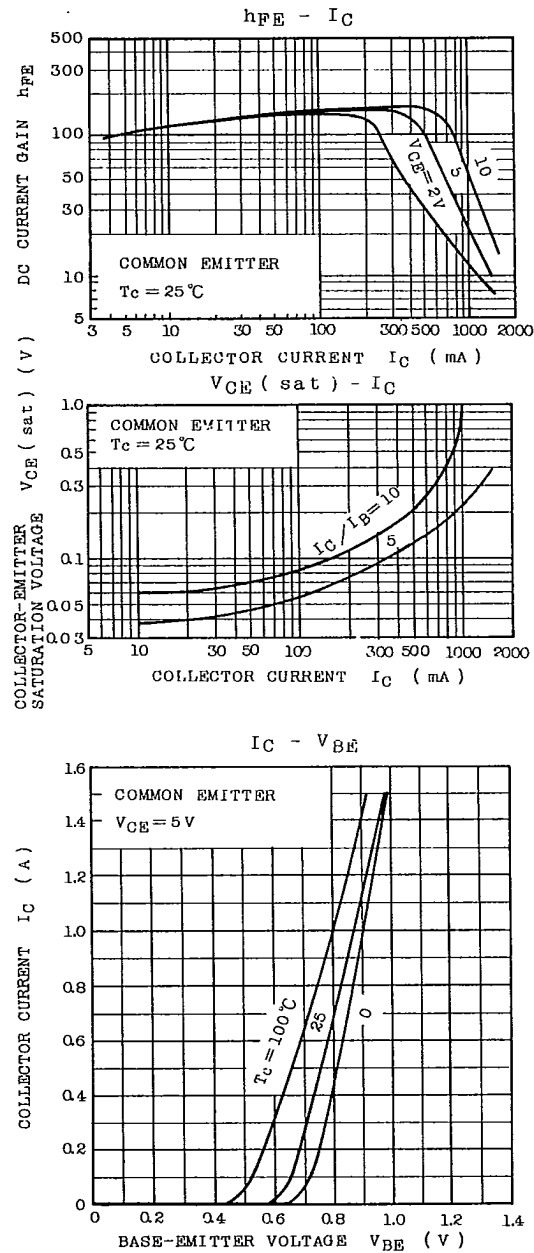
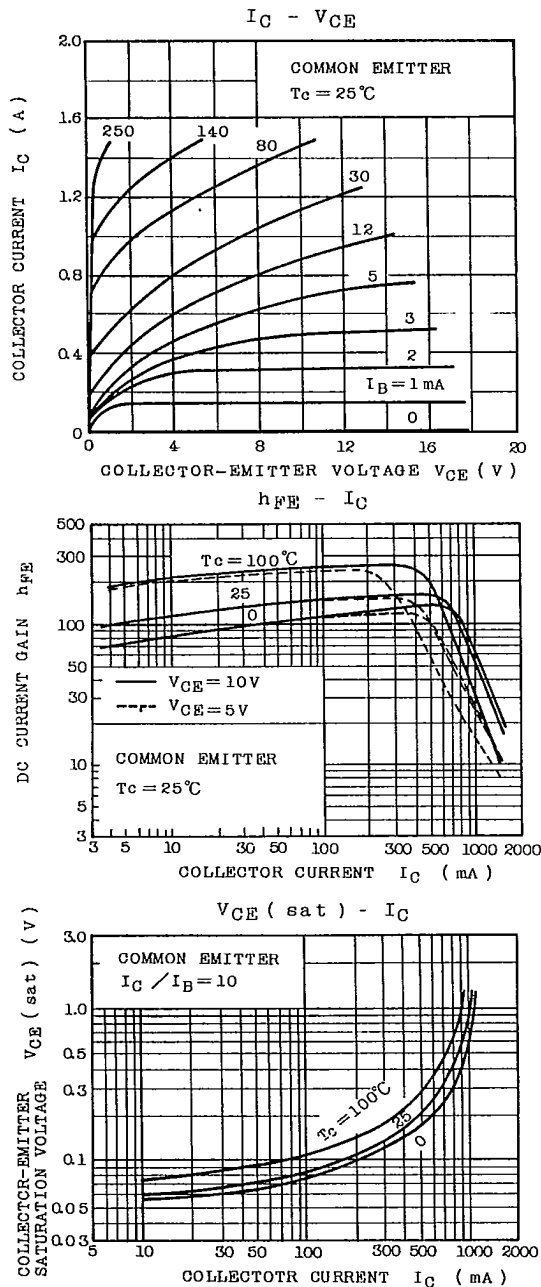
TOSHIBA CORPORATION

9097250 TOSHIBA (DISCRETE/OPTO)

56C 07542

DT-33-07

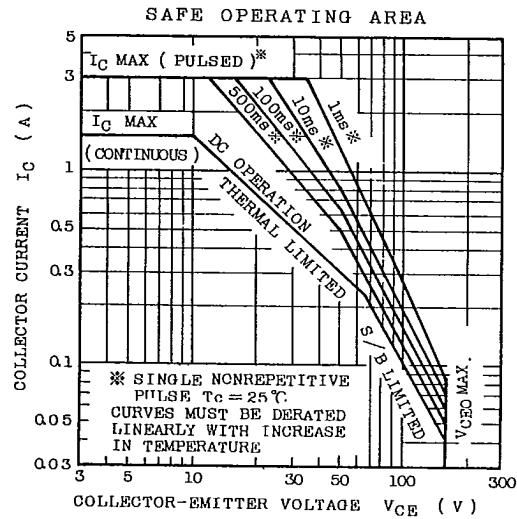
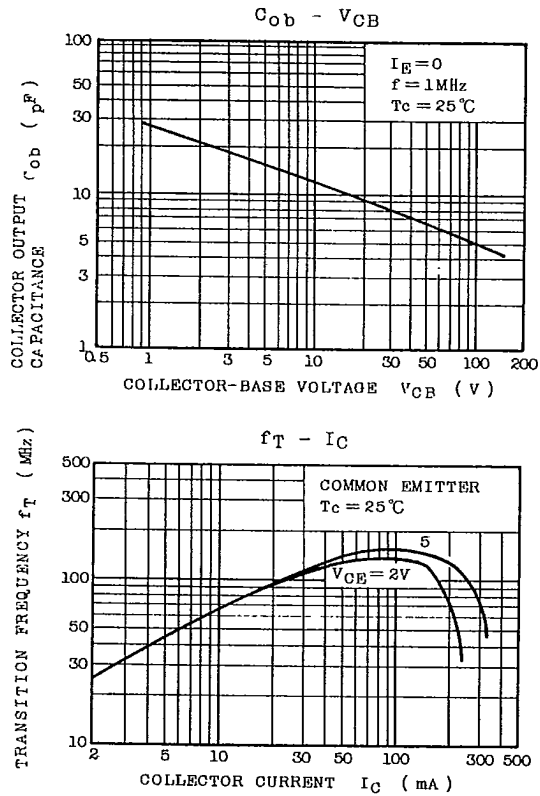
2SC2483



TOSHIBA CORPORATION

9097250 TOSHIBA (DISCRETE/OPTO)

56C 07543 0 T-33-07

**2SC2483**

TOSHIBA CORPORATION