



Micro Commercial Components

Micro Commercial Components
20736 Marilla Street Chatsworth
CA 91311
Phone: (818) 701-4933
Fax: (818) 701-4939

MBR2020CT THRU MBR20100CT

Features

- Meatl of Silicon Rectifier, Majority Conduction
- Guard ring for transient protection
- Low Forward Voltage Drop
- High Current Capability, High Efficiency
- Marking : type number
- Lead Free Finish/RoHS Compliant(Note 1) ("P" Suffix designates RoHS Compliant. See ordering information)
- Case Material: Molded Plastic. UL Flammability Classification Rating 94V-0 and MSL Rating 1

Maximum Ratings

- Operating Temperature: -55°C to +150°C
- Storage Temperature: -55°C to +150°C

MCC Catalog Number	Maximum Recurrent Peak Reverse Voltage	Maximum RMS Voltage	Maximum DC Blocking Voltage
MBR2020CT	20V	14V	20V
MBR2030CT	30V	21V	30V
MBR2035CT	35V	24.5V	35V
MBR2040CT	40V	28V	40V
MBR2045CT	45V	31.5V	45V
MBR2060CT	60V	42V	60V
MBR2080CT	80V	56V	80V
MBR20100CT	100V	70V	100V

Electrical Characteristics @ 25°C Unless Otherwise Specified

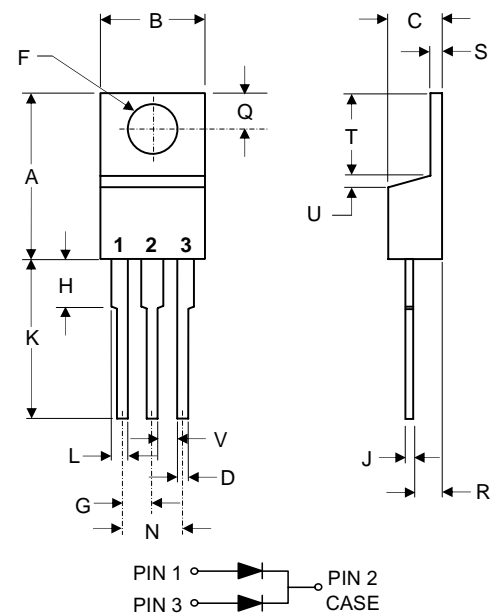
Average Forward Current	$I_{F(AV)}$	20 A	$T_A = 120^\circ\text{C}$
Peak Forward Surge Current	I_{FSM}	150A	8.3ms, half sine
Maximum Instantaneous Forward Voltage	V_F		
2020CT-2045CT		.70V	$I_{FM} = 10A;$
2060CT		.80V	$T_A = 25^\circ\text{C} *$
2080CT-20100CT		.85V	
2020CT-2045CT		.84V	$I_{FM} = 20A;$
2060CT		.95V	$T_A = 25^\circ\text{C} *$
2080CT-20100CT		.95V	
2020CT-2045CT		.72V	$I_{FM} = 20A;$
2060CT		.85V	$T_A = 125^\circ\text{C} *$
2080CT-20100CT		.85V	
Maximum DC Reverse Current At Rated DC Blocking Voltage	I_R		
2020CT~2045CT		0.1mA	$T_A = 25^\circ\text{C}$
2060CT~20100CT		0.15mA	
2020CT~2045CT		50mA	$T_A = 125^\circ\text{C}$
2060CT~20100CT		150mA	

*Pulse Test: Pulse Width 300μsec, Duty Cycle 2%

Notes:1.High Temperature Solder Exemption Applied, see EU Directive Annex 7.

20 Amp Schottky Barrier Rectifier 20 to 100 Volts

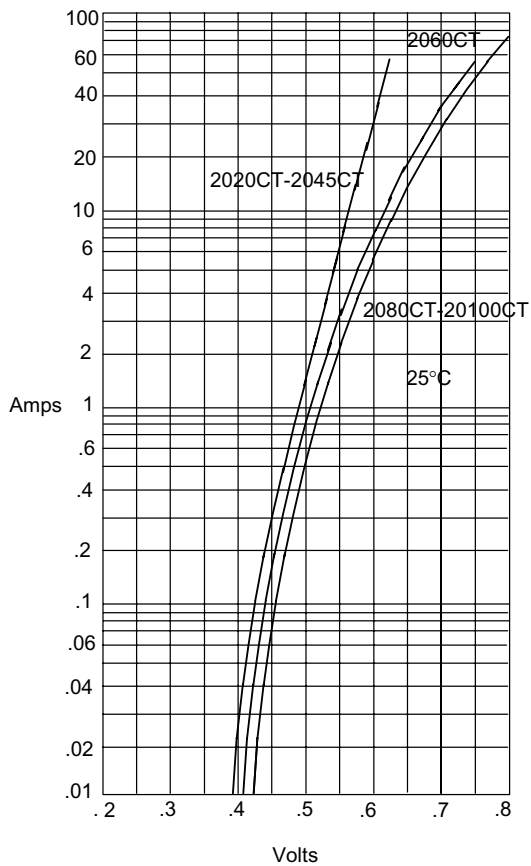
TO-220AB



DIMENSIONS					
DIM	INCHES		MM		NOTE
	MIN	MAX	MIN	MAX	
A	.560	.625	14.22	15.88	
B	.380	.420	9.65	10.67	
C	.140	.190	3.56	4.82	
D	.020	.045	0.51	1.14	
F	.139	.161	3.53	4.09	Ø
G	.190	.110	2.29	2.79	
H	---	.250	---	6.35	
J	.012	.025	0.30	0.64	
K	.500	.580	12.70	14.73	
L	.045	.060	1.14	1.52	
N	.190	.210	4.83	5.33	
Q	.100	.135	2.54	3.43	
R	.080	.115	2.04	2.92	
S	.045	.055	1.14	1.39	
T	.230	.270	5.84	6.86	
U	----	.050	----	1.27	
V	.045	----	1.15	----	

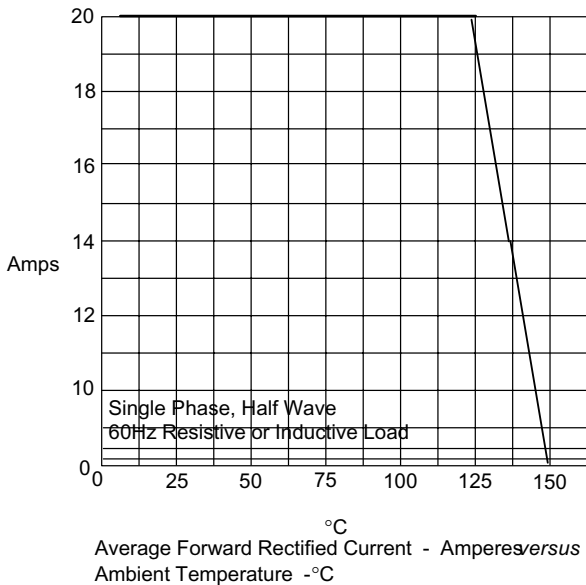
MBR2020CT thru MBR20100CT

Figure 1
Typical Forward Characteristics



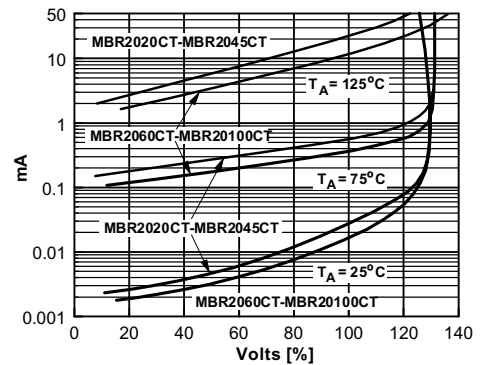
Instantaneous Forward Current - Amperes *versus*
Instantaneous Forward Voltage - Volts

Figure 3
Forward Derating Curve



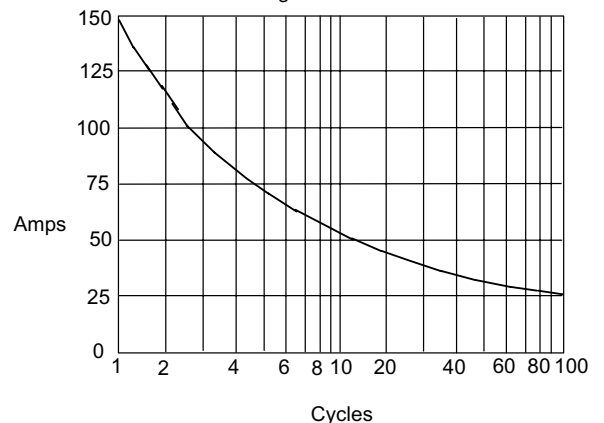
Average Forward Rectified Current - Amperes *versus*
Ambient Temperature - °C

Figure 2
Typical Reverse Characteristics



Instantaneous Reverse Leakage Current - mAmpere
Percent Of Rated Peak Reverse Voltage - Volts%

Figure 4
Peak Forward Surge Current



Peak Forward Surge Current - Amperes *versus*
Number Of Cycles At 60Hz - Cycles



Micro Commercial Components

Ordering Information

Device	Packing
(Part Number)-BP	Bulk;1Kpcs/Box

IMPORTANT NOTICE

Micro Commercial Components Corp. reserves the right to make changes without further notice to any product herein to make corrections, modifications , enhancements , improvements , or other changes .
Micro Commercial Components Corp. does not assume any liability arising out of the application or use of any product described herein; neither does it convey any license under its patent rights ,nor the rights of others . The user of products in such applications shall assume all risks of such use and will agree to hold *Micro Commercial Components Corp.* and all the companies whose products are represented on our website, harmless against all damages.

APPLICATIONS DISCLAIMER

Products offer by *Micro Commercial Components Corp.* are not intended for use in Medical, Aerospace or Military Applications.