

1 Scope

The present specifications shall apply to Sanken silicon diode, RM4AM.

2 Outline

Type	Silicon Rectifier Diode
Structure	Resin Molded Flammability: UL94V-0 (Equivalent)
Applications	Commercial Frequency Rectification

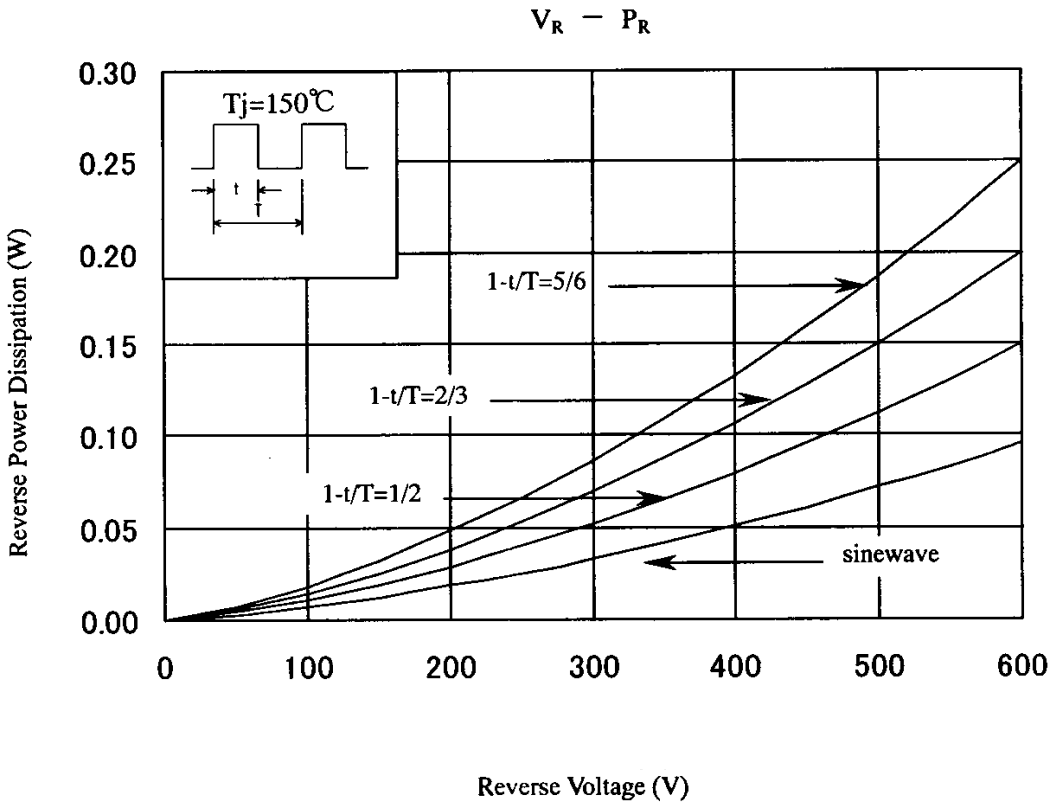
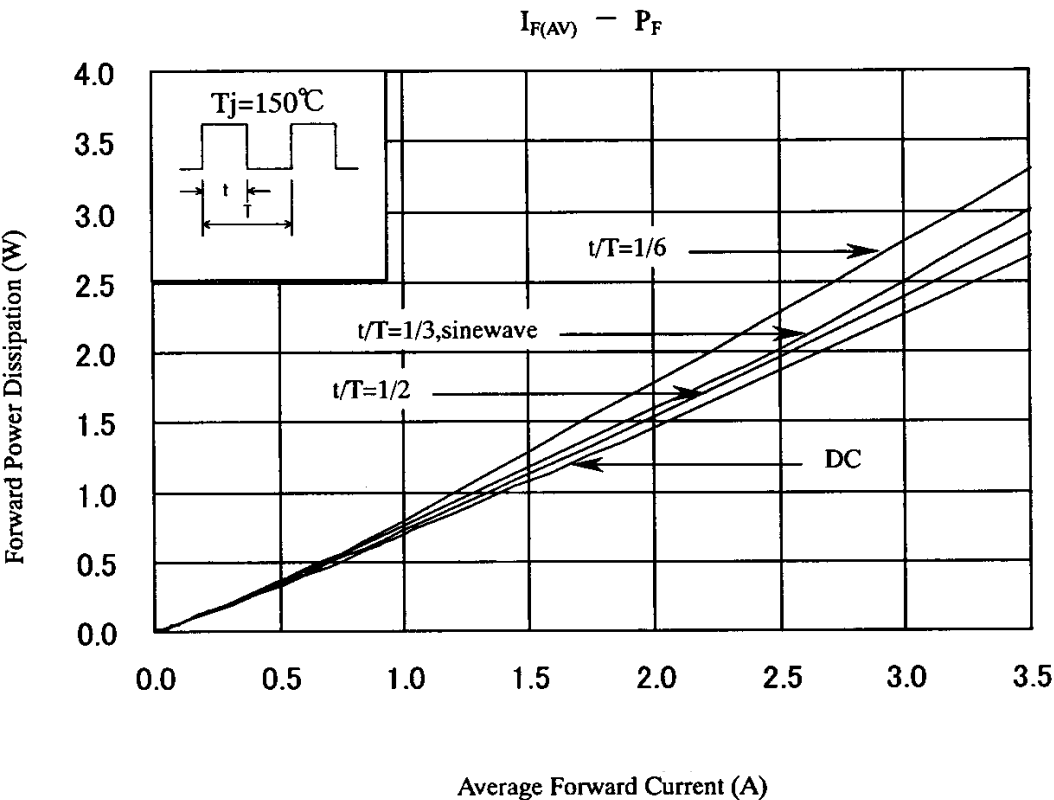
3 Absolute maximum ratings

No.	Item	Symbol	Unit	Rating	Conditions
1	Transient Peak Reverse Voltage	V_{RSM}	V	650	
2	Peak Reverse Voltage	V_{RM}	V	600	
3	Average Forward Current	$I_{F(AV)}$	A	3.2	Refer to derating curve in Section 6
4	Peak Surge Forward Current	I_{FSM}	A	350	10ms. Half sine wave, one shot
5	I^2t Limiting Value	I^2t	A^2s	612.5	$1ms \leq t \leq 10ms$
6	Junction Temperature	T_j	°C	-40 to +150	
7	Storage Temperature	T_{stg}	°C	-40 to +150	

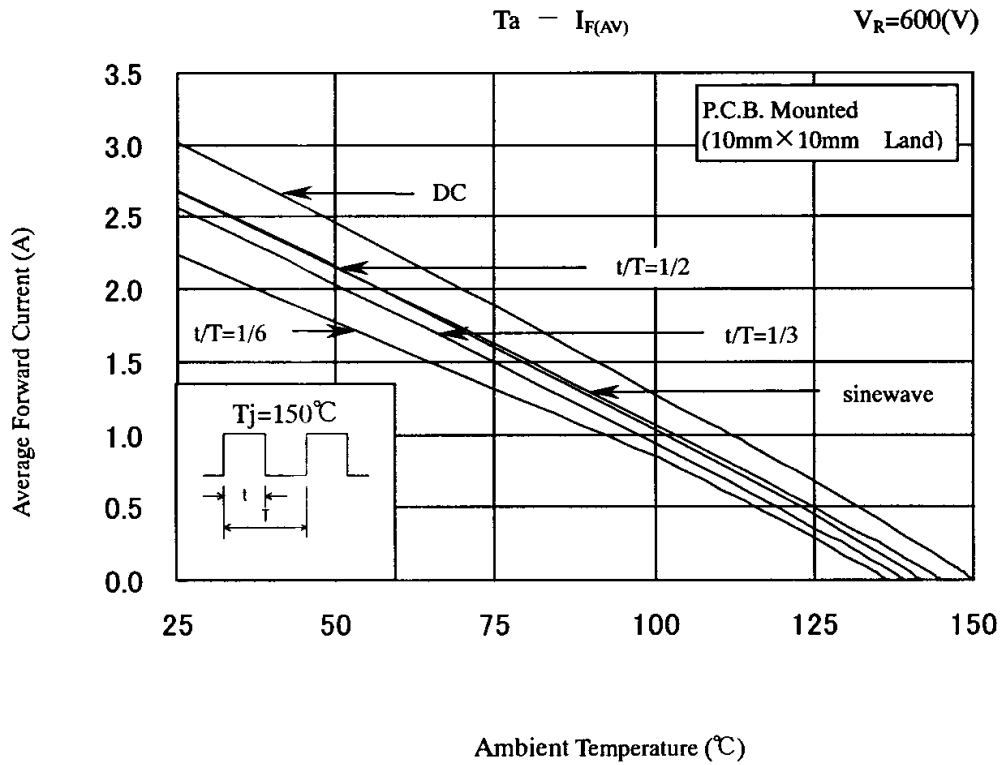
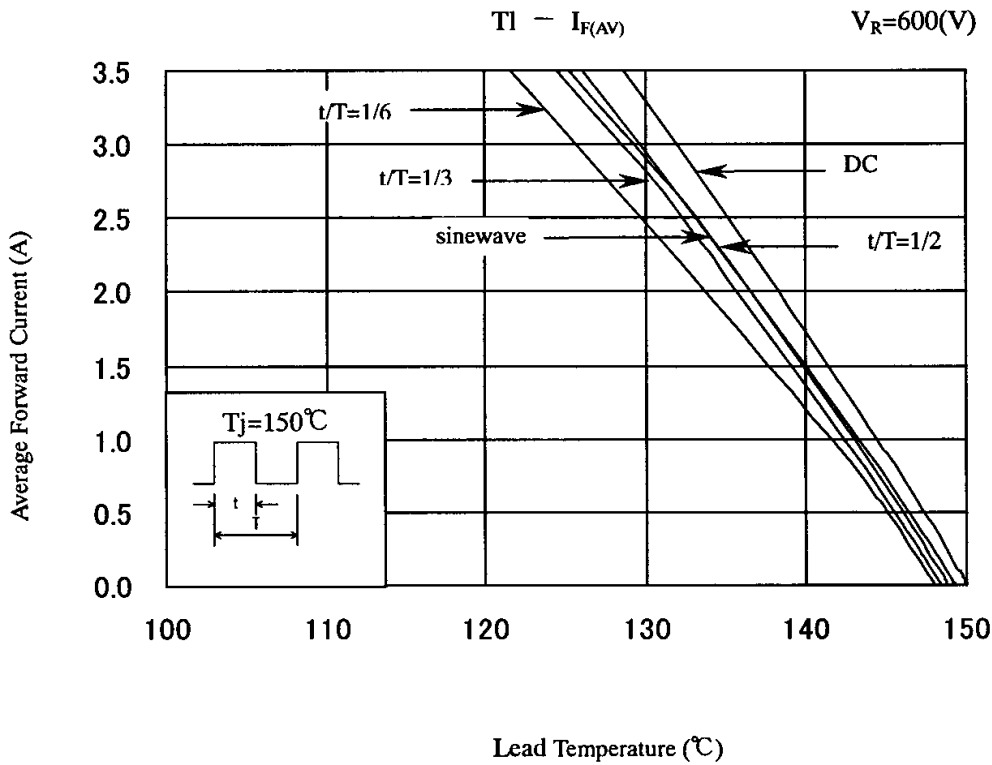
4 Electrical characteristics ($T_a=25^\circ\text{C}$, unless otherwise specified)

No.	Item	Symbol	Unit	Rating	Conditions
1	Forward Voltage Drop	V_F	V	0.92 max.	$I_F=3.5A$
2	Reverse Leakage Current	I_R	μA	10 max.	$V_R=V_{RM}$
3	Reverse Leakage Current Under High Temperature	$H \cdot I_R$	μA	50 max.	$V_R=V_{RM}, T_j=100^\circ\text{C}$
4	Thermal Resistance	$R_{th(j-l)}$	°C/W	8.0 max.	Between Junction and Lead

5 Characteristics

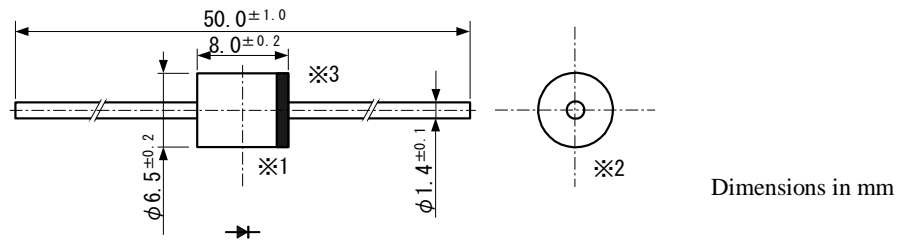


6 Derating



7 Dimensions, inner structure and marking

7-1 Dimensions refer



*1 The allowance position of body against the center of whole lead wire is 0.5mm (max.)

*2 The centric allowance of lead wire against center of physical body is 0.3mm (max.)

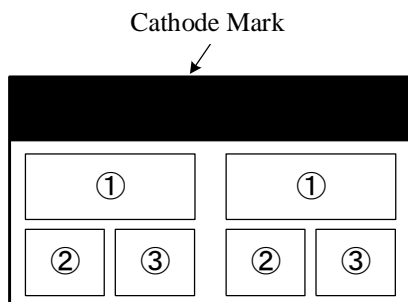
*3 The burr may exist up to 2mm from the body of lead.

7-2Appearance

The body shall be clean and shall not bear any stain, rust or flaw.

The color of the case will be black.

7-3 Marking



- ① Type number RM4AM
- ② Lot number 1
 First digit: Last digit of Year
 Second digit: Month
 From 1 to 9 for Jan. to Sep.
 O for Oct., N for Nov., and D for Dec.
- ③ Lot number 2 (ten days)
 - Top of the month
 - Middle of month
 - End of month