



GBU8005 THRU GBU810

Reverse Voltage - 50 to 1000 Volts Forward Current - 8.0 Amperes

GLASS PASSIVATED BRIDGE RECTIFIERS

Features

- ◆ Surge overload rating -135 amperes peak
- ◆ Ideal for printed circuit board
- ◆ Reliable low cost construction utilizing molded plastic technique
- ◆ Plastic material has U/L flammability classification 94V-0

Mechanical Data

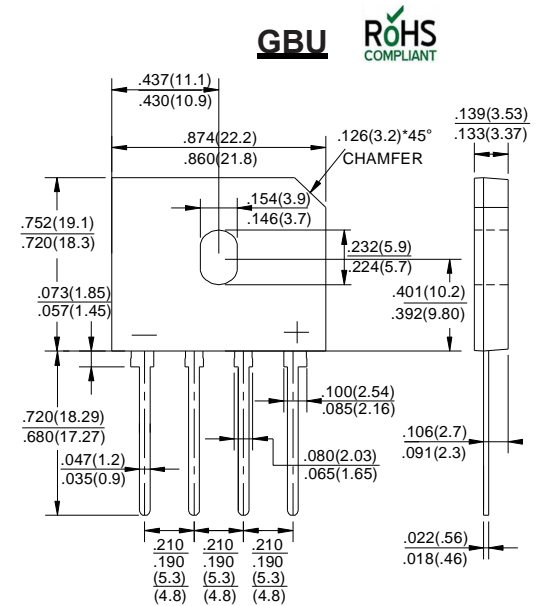
Case : JEDEC GBU Molded plastic body

Terminals : Solder plated, solderable per MIL-STD-750, Method 2026

Polarity : Polarity symbol marking on body

Mounting Position : Any

Weight : 0.00XX ounce, 0.0XX grams



Dimensions in inches and (millimeters)

Maximum Ratings And Electrical Characteristics

Ratings at 25°C ambient temperature unless otherwise specified.

Single phase half-wave 60Hz, resistive or inductive load, for capacitive load current derate by 20%.

Parameter	SYMBOLS	GBU 8005	GBU 801	GBU 802	GBU 804	GBU 806	GBU 808	GBU 810	UNITS
Marking Code		MDD GBU 8005	MDD GBU 801	MDD GBU 802	MDD GBU 804	MDD GBU 806	MDD GBU 808	MDD GBU 810	
Maximum repetitive peak reverse voltage	V_{RRM}	50	100	200	400	600	800	1000	V
Maximum RMS voltage	V_{RMS}	35	70	140	280	420	560	700	V
Maximum DC blocking voltage	V_{DC}	50	100	200	400	600	800	1000	V
Maximum average forward (with heatsink NOTE 2) Rectified current @ $T_c = 100^\circ\text{C}$ (without heatsink)	I_{AV}	8.0							A
Peak forward surge current 8.3ms single half sine-wave superimposed on rated load (JEDEC Method)	I_{FSM}	200.0							A
Rating for Fusing ($t < 8.3\text{ms}$)	I^2t	166							A ² s
Maximum forward voltage at 4.0A DC	V_F	1.0							V
Maximum DC reverse current $T_A = 25^\circ\text{C}$ at rated DC blocking voltage $T_A = 125^\circ\text{C}$	I_R	10							μA
Typical Junction Capacitance (Note 1)	C_J	60							pF
Typical Thermal Resistance (Note 2)	$R_{\theta JA}$	2.2							$^\circ\text{C/W}$
Operating junction temperature range	T_J	-55 to +150							$^\circ\text{C}$
Storage temperature range	T_{STG}	-55 to +150							$^\circ\text{C}$

NOTES: 1. Measured at 1.0MHz and applied reverse voltage of 4.0V DC.

2. Device mounted on 75mm*75mm*1.6mm cu plate heatsink.

3. The typical data above is for reference only.



GBU8005 THRU GBU810

Reverse Voltage - 50 to 1000 Volts Forward Current - 8.0 Amperes

Ratings And Characteristic Curves

FIG.1-FORWARD CURRENT DERATING CURVE

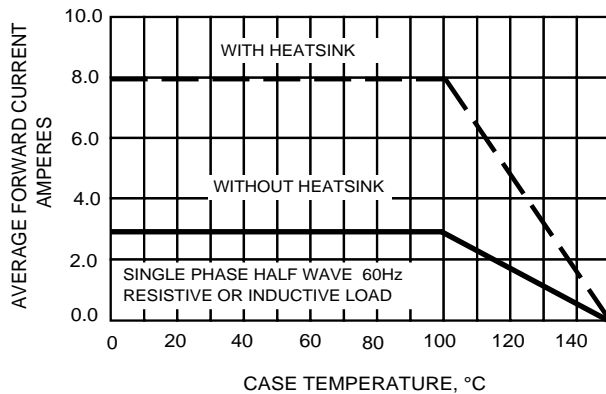


FIG.2-MAXIMUM NON-REPETITIVE SURGE CURRENT

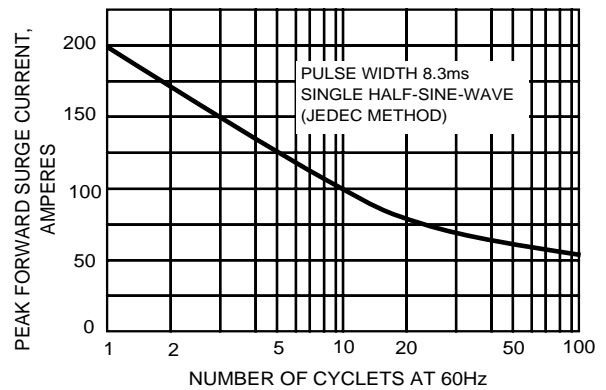


FIG.3-TYPICAL JUNCTION CAPACITANCE

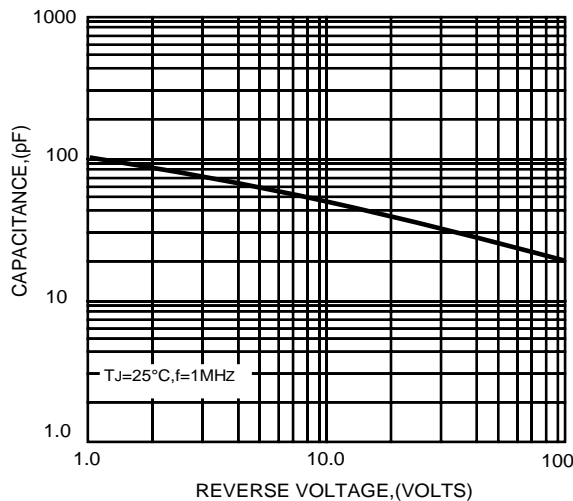


FIG.4-TYPICAL FORWARD CHARACTERISTICS

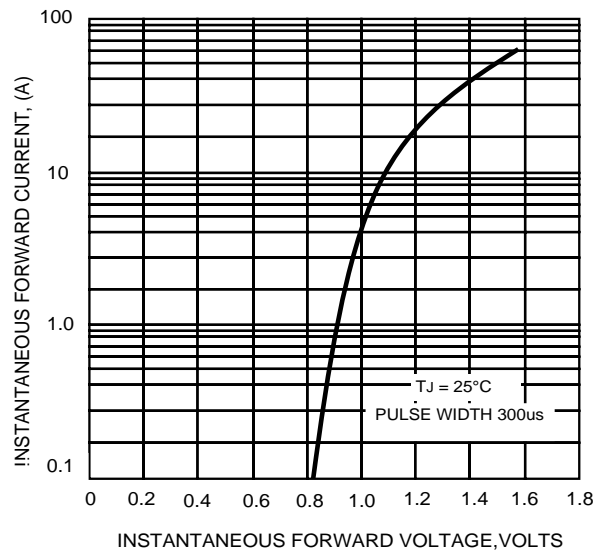
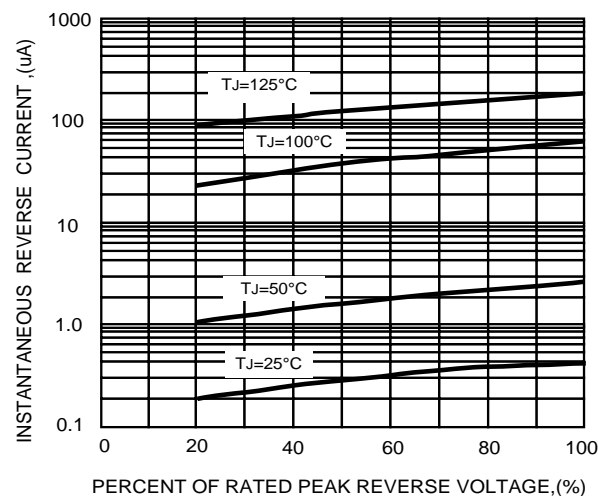


FIG.5-TYPICAL REVERSE CHARACTERISTICS



The curve graph is for reference only